


WORLDWIDE GEARMOTORS

TEFC Enclosure ▪ Rigid Base
Three-Phase ▪ 208-230/460 and 460 Volt



Product Overview

- 1 HP - 75 HP
- 5:1 - 120:1 ratios
- 3 year warranty
- Lead time - 2 weeks



Motor

- TEFC enclosure
- 5 dual rated service factor
- 1.15 for 40°C / 1.0 for 65°C
- Class F insulation
- Rigid base
- Premium Efficiency, meets or exceeds EISA 2007 requirements defined in NEMA MG-1 table 12-12

Gearbox

- All cast iron housings for unquestioned strength and reliability
- Gears are precision processed for better rotation and quieter operation
- No coupling necessary
- Drop-in for most major European-produced inline reducer brands

MOTOR					GEARBOX							
MODEL NUMBER	Motor HP	RPM	Voltage	Motor Frame	Ratio	Output RPM @ 1800 RPM Input	Input HP	Output Torque (lbs In.)	O.H.L. (lbs.)	Stages	Approx Weight (lbs.)	List Price
WINL37C-20/1-H118	1	1800	208-230/460	143TC	20:1	88	1	678	371	2	84	
WINL37C-5/1-H218	2	1800	208-230/460	145TC	5:1	359	2	332	223	2	86	
WINL37C-10/1-H218	2	1800	208-230/460	145TC	10:1	175	2	682	279	2	86	
WINL37C-15/1-H218	2	1800	208-230/460	145TC	15:1	111	2	1075	333	2	86	
WINL37C-20/1-H218	2	1800	208-230/460	145TC	20:1	88	2	1356	371	2	86	
WINL37C-30/1-H218	2	1800	208-230/460	145TC	30:1	56	2	2131	414	3	86	
WINL47C-5/1-H218	2	1800	208-230/460	145TC	5:1	361	2	331	277	2	105	
WINL47C-20/1-H218	2	1800	208-230/460	145TC	20:1	95	2	1256	465	2	105	
WINL47C-30/1-H218	2	1800	208-230/460	145TC	30:1	55	2	2104	519	3	105	
WINL67C-5/1-H218	2	1800	208-230/460	145TC	5:1	334	2	347	364	2	128	
WINL67C-30/1-H218	2	1800	208-230/460	145TC	30:1	55	2	2104	652	3	128	
WINL67C-40/1-H218	2	1800	208-230/460	145TC	40:1	42	2	2756	726	3	128	
WINL67C-50/1-H218	2	1800	208-230/460	145TC	50:1	34	2	3404	767	3	128	
WINL77C-50/1-H218	2	1800	208-230/460	145TC	50:1	33	2	3507	908	3	138	
WINL77C-60/1-H218	2	1800	208-230/460	145TC	60:1	30	2	3858	937	3	138	
WINL77C-80/1-H218	2	1800	208-230/460	145TC	80:1	21	2	5511	1117	3	138	
WINL77C-100/1-H218	2	1800	208-230/460	145TC	100:1	19	2	6091	1147	3	138	
WINL87C-50/1-H218	2	1800	208-230/460	145TC	50:1	36	2	3215	1870	3	215	
WINL87C-60/1-H218	2	1800	208-230/460	145TC	60:1	28	2	4133	2048	3	215	
WINL87C-80/1-H218	2	1800	208-230/460	145TC	80:1	20	2	5787	2264	3	215	
WINL87C-110/1-H218	2	1800	208-230/460	145TC	110:1	16	2	7233	2464	3	215	
WINL87C-120/1-H218	2	1800	208-230/460	145TC	120:1	14	2	8267	2534	3	215	

WORLDWIDE GEARMOTORS

TEFC Enclosure ▪ Rigid Base

Three-Phase ▪ 208-230/460 and 460 Volt




MOTOR					GEARBOX							
MODEL NUMBER	Motor HP	RPM	Voltage	Motor Frame	Ratio	Output RPM @ 1800 RPM Input	Input HP	Output Torque (lbs In.)	O.H.L. (lbs.)	Stages	Approx Weight (lbs.)	List Price
WINL47C-5/1-H318	3	1800	208-230/460	182TC	5:1	361	3	496	277	2	140	
WINL47C-10/1-H318	3	1800	208-230/460	182TC	10:1	155	3	1155	384	2	140	
WINL47C-15/1-H318	3	1800	208-230/460	182TC	15:1	115	3	1556	429	2	140	
WINL47C-20/1-H318	3	1800	208-230/460	182TC	20:1	95	3	1884	465	2	140	
WINL47C-30/1-H318	3	1800	208-230/460	182TC	30:1	55	3	3254	519	3	140	
WINL67C-5/1-H318	3	1800	208-230/460	182TC	5:1	334	3	520	364	2	163	
WINL67C-10/1-H318	3	1800	208-230/460	182TC	10:1	177	3	981	441	2	163	
WINL67C-20/1-H318	3	1800	208-230/460	182TC	20:1	76	3	2284	582	3	163	
WINL77C-5/1-H318	3	1800	208-230/460	182TC	5:1	366	3	489	389	2	173	
WINL77C-20/1-H318	3	1800	208-230/460	182TC	20:1	75	3	2386	652	2	173	
WINL77C-30/1-H318	3	1800	208-230/460	182TC	30:1	55	3	3156	733	3	173	
WINL77C-40/1-H318	3	1800	208-230/460	182TC	40:1	45	3	3858	787	3	173	
WINL87C-20/1-H318	3	1800	208-230/460	182TC	20:1	87	3	1995	1410	3	250	
WINL87C-30/1-H318	3	1800	208-230/460	182TC	30:1	55	3	3156	1641	3	250	
WINL87C-40/1-H318	3	1800	208-230/460	182TC	40:1	46	3	3774	1720	3	250	
WINL87C-50/1-H318	3	1800	208-230/460	182TC	50:1	36	3	4822	1870	3	250	
WINL87C-60/1-H318	3	1800	208-230/460	182TC	60:1	28	3	6200	2048	3	250	
WINL87C-80/1-H318	3	1800	208-230/460	182TC	80:1	20	3	8680	2264	3	250	
WINL97C-80/1-H318	3	1800	208-230/460	182TC	80:1	21	3	8267	3231	3	334	
WINL97C-100/1-H318	3	1800	208-230/460	182TC	100:1	18	3	9645	3444	3	334	
WINL97C-120/1-H318	3	1800	208-230/460	182TC	120:1	14	3	12400	3855	3	334	
WINL47C-5/1-H518	5	1800	208-230/460	184TC	5:1	361	5	826	277	2	155	
WINL67C-5/1-H518	5	1800	208-230/460	184TC	5:1	334	5	893	364	2	178	
WINL67C-10/1-H518	5	1800	208-230/460	184TC	10:1	177	5	1685	441	2	178	
WINL77C-5/1-H518	5	1800	208-230/460	184TC	5:1	366	5	815	389	2	188	
WINL77C-20/1-H518	5	1800	208-230/460	184TC	20:1	75	5	3977	652	2	188	
WINL87C-20/1-H518	5	1800	208-230/460	184TC	20:1	87	5	3326	1410	3	265	
WINL87C-30/1-H518	5	1800	208-230/460	184TC	30:1	55	5	5261	1641	3	265	
WINL87C-40/1-H518	5	1800	208-230/460	184TC	40:1	46	5	6290	1720	3	265	
WINL87C-50/1-H518	5	1800	208-230/460	184TC	50:1	36	5	8037	1870	3	265	
WINL97C-80/1-H518	5	1800	208-230/460	184TC	80:1	20	5	13778	3231	3	349	
WINL97C-100/1-H518	5	1800	208-230/460	184TC	100:1	18	5	16074	3444	3	349	
WINL97C-120/1-H518	5	1800	208-230/460	184TC	120:1	14	5	20667	3855	3	349	
WINL77C-5/1-H7.518	7.5	1800	208-230/460	213TC	5:1	366	7.5	1222	389	2	233	
WINL77C-10/1-H7.518	7.5	1800	208-230/460	213TC	10:1	160	7.5	2796	499	2	233	
WINL87C-5/1-H7.518	7.5	1800	208-230/460	213TC	5:1	370	7.5	1209	870	2	310	
WINL87C-10/1-H7.518	7.5	1800	208-230/460	213TC	10:1	164	7.5	2728	1122	2	310	
WINL87C-20/1-H7.518	7.5	1800	208-230/460	213TC	20:1	87	7.5	4989	1410	3	310	
WINL97C-30/1-H7.518	7.5	1800	208-230/460	213TC	30:1	60	7.5	7233	2084	3	394	
WINL97C-40/1-H7.518	7.5	1800	208-230/460	213TC	40:1	39	7.5	11128	2405	3	394	
WINL97C-50/1-H7.518	7.5	1800	208-230/460	213TC	50:1	34	7.5	12765	2686	3	394	



WORLDWIDE GEARMOTORS

TEFC Enclosure ▪ Rigid Base

Three-Phase ▪ 208-230/460 and 460 Volt



MOTOR					GEARBOX							
MODEL NUMBER	Motor HP	RPM	Voltage	Motor Frame	Ratio	Output RPM @ 1800 RPM Input	Input HP	Output Torque (lbs in.)	O.H.L. (lbs.)	Stages	Approx Weight (lbs.)	List Price
WINL97C-60/1-H7.518	7.5	1800	208-230/460	213TC	60:1	29	7.5	14966	2851	3	394	
WINL97C-80/1-H7.518	7.5	1800	208-230/460	213TC	80:1	21	7.5	20667	3231	3	394	
WINL107C-50/1-H7.518	7.5	1800	208-230/460	213TC	50:1	33	7.5	13145	4422	3	561	
WINL107C-60/1-H7.518	7.5	1800	208-230/460	213TC	60:1	28	7.5	15599	4794	3	561	
WINL107C-80/1-H7.518	7.5	1800	208-230/460	213TC	80:1	22	7.5	19827	5309	3	561	
WINL107C-120/1-H7.518	7.5	1800	208-230/460	213TC	120:1	15	7.5	26909	5938	3	561	
WINL77C-5/1-H1018	10	1800	208-230/460	215TC	5:1	366	10	1630	389	2	248	
WINL77C-10/1-H1018	10	1800	208-230/460	215TC	10:1	160	10	3729	499	2	248	
WINL87C-5/1-H1018	10	1800	208-230/460	215TC	5:1	370	10	1612	870	2	325	
WINL87C-10/1-H1018	10	1800	208-230/460	215TC	10:1	164	10	3638	1122	2	325	
WINL97C-30/1-H1018	10	1800	208-230/460	215TC	30:1	60	10	9645	2084	3	409	
WINL97C-40/1-H1018	10	1800	208-230/460	215TC	40:1	39	10	14838	2405	3	409	
WINL97C-50/1-H1018	10	1800	208-230/460	215TC	50:1	34	10	17020	2686	3	409	
WINL97C-60/1-H1018	10	1800	208-230/460	215TC	60:1	29	10	19954	2851	3	409	
WINL107C-50/1-H1018	10	1800	208-230/460	215TC	50:1	33	10	17526	4422	3	576	
WINL107C-60/1-H1018	10	1800	208-230/460	215TC	60:1	28	10	20799	4794	3	576	
WINL107C-80/1-H1018	10	1800	208-230/460	215TC	80:1	22	10	26436	5309	3	576	
WINL107C-120/1-H1018	10	1800	208-230/460	215TC	120:1	15	10	38192	5938	3	576	
WINL87C-5/1-H1518	15	1800	208-230/460	254TC	5:1	370	15	2419	870	2	420	
WINL97C-5/1-H1518	15	1800	208-230/460	254TC	5:1	323	15	2770	1191	2	504	
WINL97C-20/1-H1518	15	1800	208-230/460	254TC	20:1	82	15	10913	1875	2	504	
WINL97C-30/1-H1518	15	1800	208-230/460	254TC	30:1	60	15	14467	2084	3	504	
WINL107C-40/1-H1518	15	1800	208-230/460	254TC	40:1	44	15	19600	3951	3	671	
WINL107C-50/1-H1518	15	1800	208-230/460	254TC	50:1	33	15	26289	4422	3	671	
WINL107C-60/1-H1518	15	1800	208-230/460	254TC	60:1	28	15	31198	4794	3	671	
WINL137C-50/1-H1518	15	1800	208-230/460	254TC	50:1	35	15	24734	5545	3	879	
WINL137C-60/1-H1518	15	1800	208-230/460	254TC	60:1	30	15	29178	6331	3	879	
WINL137C-80/1-H1518	15	1800	208-230/460	254TC	80:1	22	15	39002	6802	3	879	
WINL137C-120/1-H1518	15	1800	208-230/460	254TC	120:1	15	15	57847	7835	3	879	

WORLDWIDE GEARMOTORS

TEFC Enclosure ▪ Rigid Base

Three-Phase ▪ 208-230/460 and 460 Volt




MOTOR					GEARBOX							
MODEL NUMBER	Motor HP	RPM	Voltage	Motor Frame	Ratio	Output RPM @ 1800 RPM Input	Input HP	Output Torque (lbs In.)	O.H.L. (lbs.)	Stages	Approx Weight (lbs.)	List Price
WINL87C-5/1-H2018	20	1800	208-230/460	256TC	5:1	370	20	3225	870	2	460	
WINL97C-5/1-H2018	20	1800	208-230/460	256TC	5:1	323	20	3694	1191	2	544	
WINL97C-20/1-H2018	20	1800	208-230/460	256TC	20:1	82	20	14551	1875	2	544	
WINL107C-40/1-H2018	20	1800	208-230/460	256TC	40:1	44	20	26134	3951	3	711	
WINL107C-50/1-H2018	20	1800	208-230/460	256TC	50:1	33	20	35053	4422	3	711	
WINL137C-50/1-H2018	20	1800	208-230/460	256TC	50:1	35	20	33156	5545	3	919	
WINL137C-60/1-H2018	20	1800	208-230/460	256TC	60:1	30	20	39113	6331	3	919	
WINL137C-80/1-H2018	20	1800	208-230/460	256TC	80:1	22	20	52281	6802	3	919	
WINL147C-50/1-H2018	20	1800	208-230/460	256TC	50:1	29	20	33392	12320	3	1,215	
WINL147C-60/1-H2018	20	1800	208-230/460	256TC	60:1	24	20	39935	13090	3	1,215	
WINL147C-80/1-H2018	20	1800	208-230/460	256TC	80:1	17	20	55087	13640	3	1,215	
WINL147C-120/1-H2018	20	1800	208-230/460	256TC	120:1	12	20	77567	13640	3	1,215	
WINL97C-5/1-H2518	25	1800	208-230/460	284TC	5:1	323	25	4617	1191	2	624	
WINL97C-10/1-H2518	25	1800	208-230/460	284TC	10:1	175	25	8522	1459	2	624	
WINL107C-20/1-H2518	25	1800	208-230/460	284TC	20:1	86	25	16726	3054	3	791	
WINL107C-30/1-H2518	25	1800	208-230/460	284TC	30:1	60	25	24164	3502	3	791	
WINL137C-40/1-H2518	25	1800	208-230/460	284TC	40:1	40	25	35756	5017	3	999	
WINL137C-50/1-H2518	25	1800	208-230/460	284TC	50:1	35	25	41445	5545	3	999	
WINL147C-40/1-H2518	25	1800	208-230/460	284TC	40:1	35	25	34469	11550	3	1,295	
WINL147C-50/1-H2518	25	1800	208-230/460	284TC	50:1	29	25	41740	12320	3	1,295	
WINL147C-80/1-H2518	25	1800	208-230/460	284TC	80:1	17	25	68859	13640	3	1,295	
WINL97C-5/1-H3018	30	1800	208-230/460	286TC	5:1	323	30	5541	1191	2	654	
WINL97C-10/1-H3018	30	1800	208-230/460	286TC	10:1	175	30	10227	1459	2	654	
WINL107C-20/1-H3018	30	1800	208-230/460	286TC	20:1	86	30	20072	3054	3	821	
WINL107C-30/1-H3018	30	1800	208-230/460	286TC	30:1	60	30	28997	3502	3	821	
WINL137C-40/1-H3018	30	1800	208-230/460	286TC	40:1	40	30	42908	5017	3	1,029	
WINL137C-50/1-H3018	30	1800	208-230/460	286TC	50:1	35	30	49734	5545	3	1,029	
WINL147C-40/1-H3018	30	1800	208-230/460	286TC	40:1	35	30	41362	11550	3	1,325	
WINL147C-50/1-H3018	30	1800	208-230/460	286TC	50:1	29	30	50088	12320	3	1,325	
WINL147C-80/1-H3018	30	1800	208-230/460	286TC	80:1	17	30	82631	13640	3	1,325	
WINL107C-10/1-H4018	40	1800	208-230/460	324TC	10:1	168	40	14240	2581	2	961	
WINL107C-20/1-H4018	40	1800	208-230/460	324TC	20:1	86	40	26762	3054	3	961	
WINL137C-30/1-H4018	40	1800	208-230/460	324TC	30:1	53	40	43401	4467	3	1,169	
WINL137C-40/1-H4018	40	1800	208-230/460	324TC	40:1	40	40	57210	5017	3	1,169	
WINL147C-30/1-H4018	40	1800	208-230/460	324TC	30:1	48	40	39980	10340	3	1,465	
WINL147C-40/1-H4018	40	1800	208-230/460	324TC	40:1	35	40	55150	11550	3	1,465	
WINL147C-60/1-H4018	40	1800	208-230/460	324TC	60:1	24	40	79869	13090	3	1,465	
WINL107C-5/1-H5018	50	1800	208-230/460	326TC	5:1	389	50	7665	2110	2	971	
WINL107C-10/1-H5018	50	1800	208-230/460	326TC	10:1	168	50	17800	2581	2	971	
WINL137C-30/1-H5018	50	1800	208-230/460	326TC	30:1	53	50	54251	4467	3	1,179	
WINL147C-30/1-H5018	50	1800	208-230/460	326TC	30:1	48	50	49975	10340	3	1,475	
WINL147C-40/1-H5018	50	1800	208-230/460	326TC	40:1	35	50	68937	11550	3	1,475	



WORLDWIDE GEARMOTORS

TEFC Enclosure ▪ Rigid Base

Three-Phase ▪ 208-230/460 and 460 Volt



MOTOR					GEARBOX							
MODEL NUMBER	Motor HP	RPM	Voltage	Motor Frame	Ratio	Output RPM @ 1800 RPM Input	Input HP	Output Torque (lbs In.)	O.H.L. (lbs.)	Stages	Approx Weight (lbs.)	List Price
WINL137C-10/1-H6018	60	1800	208-230/460	364TC	10:1	173	60	20699	3266	2	1,399	
WINL137C-20/1-H6018	60	1800	208-230/460	364TC	20:1	85	60	41026	3491	3	1,399	
WINL147C-5/1-H7518	60	1800	208-230/460	364TC	5:1	350	60	10227	5700	2	1,695	
WINL147C-20/1-H6018	60	1800	208-230/460	364TC	20:1	73	60	39662	9020	3	1,695	
WINL147C-30/1-H6018	60	1800	208-230/460	364TC	30:1	48	60	59970	10340	3	1,695	
WINL137C-10/1-H7518	75	1800	208-230/460	365TC	10:1	173	75	25874	3266	2	1,439	
WINL137C-20/1-H7518	75	1800	208-230/460	365TC	20:1	85	75	51282	3491	3	1,439	
WINL147C-5/1-H7518	75	1800	208-230/460	365TC	5:1	350	75	12784	5700	2	1,735	
WINL147C-20/1-H7518	75	1800	208-230/460	365TC	20:1	73	75	49578	9020	3	1,735	
WINL147C-30/1-H7518	75	1800	208-230/460	365TC	30:1	48	75	74962	10340	3	1,735	